



**HELLENIC GAS
TRANSMISSION
SYSTEM OPERATOR**

357-359, MESSOGION AVE.,
15231 ATHENS, GREECE
Tel.: 210 6501258
Fax : 210 6501551

**TECHNICAL JOB
SPECIFICATION**

900/3

REVISION 0

DATE 29/06/2011

LNG PLANT

MATERIAL COLOR CODING

HELLENIC GAS TRANSMISSION SYSTEM OPERATOR



Job Spec. No 900/3
Revision 0
Date 29-06-2011
Page 2/8

QUALITY ASSURANCE PAGE

CHANGES LOG

REVISIONS LOG

Rev. No	Rev. Date	REASON FOR CHANGE	Made By	Approved By
0	29-06-2011	FIRST ISSUE	PQ DPT.	V.G.



Job Spec. No 900/3
Revision 0
Date 29-06-2011
Page 3/8

CONTENTS

REFERENCE DOCUMENTS

- 1.0 SCOPE
- 2.0 LOCATION OF COLOR MARKS
- 3.0 MARKING OF MATERIALS
- 4.0 COLOR CODE

HELLENIC GAS TRANSMISSION SYSTEM OPERATOR



Job Spec. No 900/3
Revision 0
Date 29-06-2011
Page 4/8

REFERENCE DOCUMENTS

RAL 840 HR

Job Spec. No. 900/9 [Positive Material Identification]

HELLENIC GAS TRANSMISSION SYSTEM OPERATOR



Job Spec. No 900/3
Revision 0
Date 29-06-2011
Page 5/8

1.0 SCOPE

This specification covers the procedure to be adopted for color coding of materials.

Suppliers must classify and mark alloy bulk materials according to this specification and are responsible for the correct application of color marks before shipping said materials to shop Fabricator or to Field.

2.0 LOCATION OF COLOR MARKS

2.1 PIPES

The color marks will be stripes over the full length of pipes. Each stripe will be 25 mm wide. In case of small diameter piping, each stripe will be 6 mm wide.

2.2 HEAT EXCHANGERS TUBES

The color mark will be stripes all around the circumference and painted at each end of the tube.

The mark will be 25 mm wide.

2.3 VALVES, FITTINGS, ETC.

Color marks will be painted as per sketches on "Guide for Color Coding", page 8.

3.0 MARKING OF MATERIALS

The paints used for marking shall be suitable to mark metals. They shall be as free as practicable from sulphur, halogens, metals such as: zinc, copper, lead and shall be of a quality such that they will have a life of at least one year in exposed outdoor weather conditions.

4.0 COLOUR CODE

The following table in pages 6&7 is the colour code to be adopted. The colours are identified by a number given in accordance with the **RAL 840 HR** publication, issued by D.N.A. (DEUTSCHE NORMEN AUSSCHUSS).

HELLENIC GAS TRANSMISSION SYSTEM OPERATOR



Job Spec. No 900/3
Revision 0
Date 29-06-2011
Page 6/8

GUIDE FOR COLOR CODING

MATERIAL	COLOR FOR MARKING	RAL NUMBER
C - 1/2 Mo	WHITE/ BROWN	9010/ 8001
1 - 1/4 Cr	YELLOW	1021
2 - 1/4 Cr	YELLOW/ GREEN	1021/ 6017
5 Cr	YELLOW GREY	1021 9007
9 Cr	YELLOW BROWN	1021/ 8001
12 Cr	YELLOW BLACK	1021/ 9005
304	ORANGE	2003
304 L	RED/ GREEN	3003/ 6010
304 H	ORANGE/ LILAC	2003/ 4005
316 H	ORANGE/ BEIGE	2003/ 1001
HK40	LILAC	4005
310	ORANGE/ GREEN	2002/ 6017
316	ORANGE/ BROWN	2003/ 8001
316 L	RED/ BROWN	3003/ 8001
321	ORANGE/ BLACK	2003/ 9005
347	ORANGE/ GREY	2003/ 9007
ALLOY 20	BLUE	5012
INCOLOY 800	BLUE/ GREEN	5012/ 6017
INCOLOY 825	BLUE/ BROWN	5012/ 8001

HELLENIC GAS TRANSMISSION SYSTEM OPERATOR



Job Spec. No 900/3
Revision 0
Date 29-06-2011
Page 7/8

GUIDE FOR COLOR CODING (cont'd)

MATERIAL	COLOR FOR MARKING	RAL NUMBER
HASTELLOY B-2	BLUE/ BLACK	5012/ 9005
TITANIUM	BLUE/ GREY	5012/ 9007
ALUMINIUM	BLUE/ BEIGE	5012/ 1001
MONEL	LILAC/ GREEN	4005/ 6017
Cu-Ni 70/30	LILAC/ BROWN	4005/ 8001
321 (C > 0.04)	ORANGE/ BLUE	2003/ 5012

GUIDE FOR COLOUR CODING

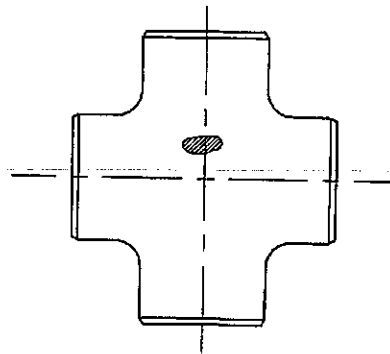
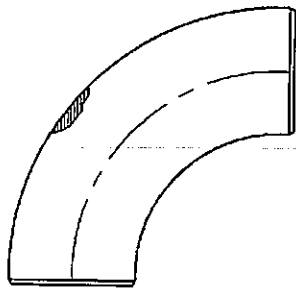


FIGURE 1

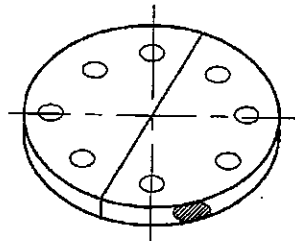
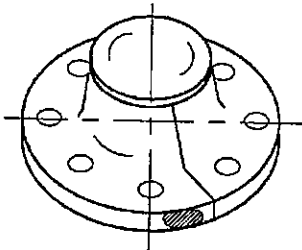


FIGURE 2

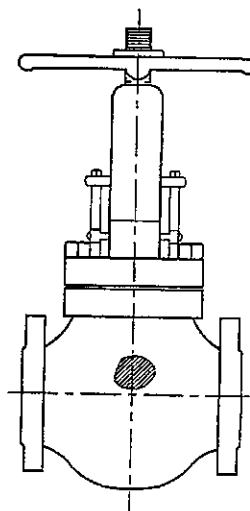
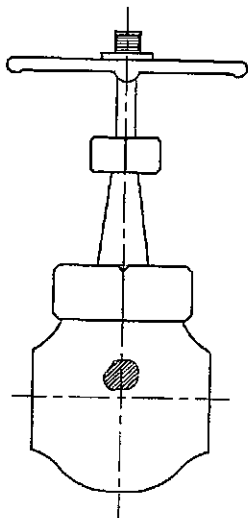


FIGURE 3